



**2.125 inches**

**4.25 inches**

**Step 1:**  
Cut paper in half longways




**Step 2:**  
*Accordion fold along these lines*



Use this extra tab to connect multiple chains





**Step 3:**  
Trace template on folded paper and cut black lines only!



Do Not Cut!!

Do Not Cut!!

**Step 4:**  
Decorate and have fun!



© CraftJr.com. All Rights Reserved.